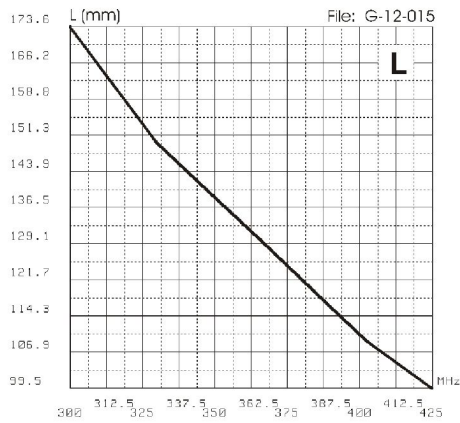
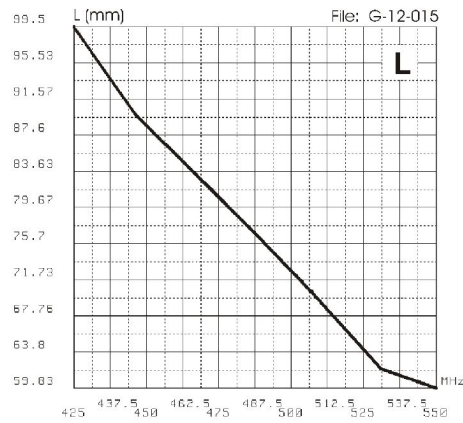


TUNING INSTRUCTIONS

TYPICAL TUNING DIAGRAM vs FREQUENCY

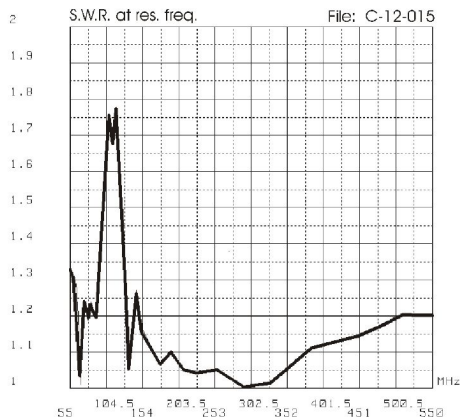


TYPICAL TUNING DIAGRAM vs FREQUENCY

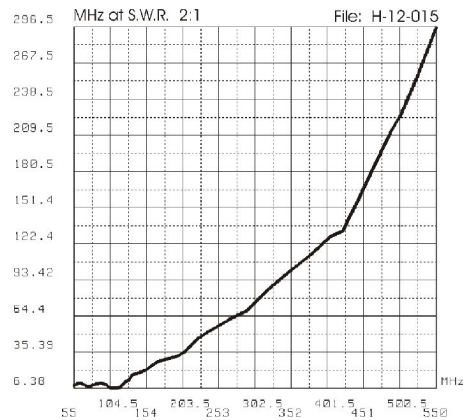


MATCHING & BANDWIDTH DIAGRAMS

TYPICAL MATCHING DIAGRAM vs FREQUENCY

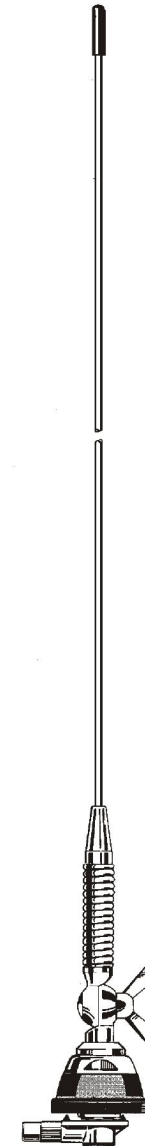


TYPICAL BANDWIDTH DIAGRAM vs FREQUENCY



MGA 55-550 MGA 108-550

VHF Mobile Antennas 55...550 MHz or 108...550 MHz Stainless steel and spring



DESCRIPTION

1/4 λ mobile antennas covering the frequency range of 55...550 MHz or 108...550 MHz by using the enclosed cutting diagram. MGA series is made of 17/7 PH stainless steel rod and stainless steel spring. They are supplied with "SL", "S" mount (from 55 up to 300 MHz) or "N" mount (from 55 up to 100 MHz).

SPECIFICATIONS

Electrical Data

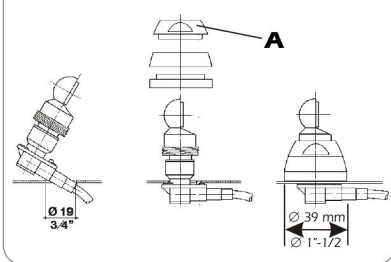
Type	: 1/4 λ
Frequency Range	: MGA 55-550 from 55 to 550 MHz tunable by cutting : MGA 108-550 from 108 to 550 MHz tunable by cutting
Impedance	: 50 Ω
Radiation	: Omnidirectional
Polarization	: Vertical
Gain	: 0 dB ref. to a $\lambda/4$ whip
Bandwidth @ SWR \leq 2	: see diagram ("SL" mount)
SWR @ res. freq.	: see diagram ("SL" mount)
Max Power	: 100 Watts
Feed System / Position	: Direct / Base
Standard Mount	: "SL", mounting hole \varnothing 19 mm, cable 5m RG 58 (55...550 MHz)
Alternative Mount	: "S", mounting hole \varnothing 19 mm, cable 5m RG 58 (55...300 MHz only) : "N", mounting hole \varnothing 12.5 mm, cable 4m RG 58 (55...100MHz only)

Mechanical Data

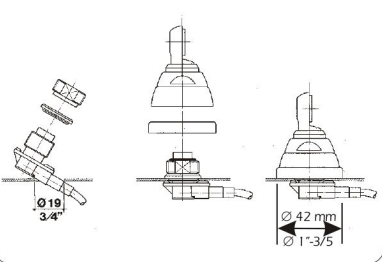
Materials	: Stainless Steel 17/7 PH, Nylon, Chromed Brass
Height (approx.)	: MGA 55-550 1400 mm : MGA 108-550 705 mm
Weight (approx.)	: 420 gr

MOUNT INSTALLATIONS

"SL" Mount



"S" Mount



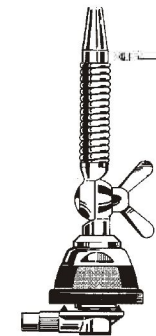
"N" Mount



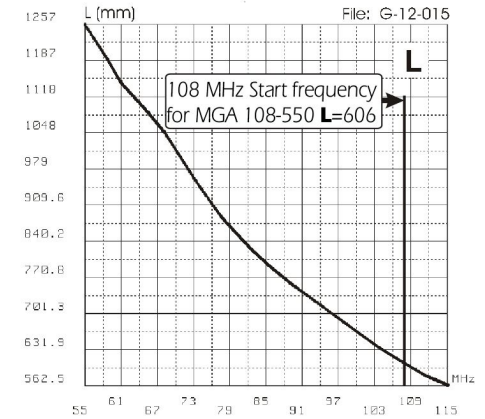
"SL" MOUNT REMARK: Be careful during installation do not use too much strenght but tighten the metal ring **A** by means of the suitable tool. **TIGHTENING TORQUE: 4 Nm \pm 10%**

PRECAUZIONE PER BASE "SL": Porre attenzione durante l'installazione. Non serrare con troppa forza ma avvitare l'anello metallico **A** utilizzando la chiave adeguata. **COPIA DI SERRAGGIO: 4 Nm \pm 10%**

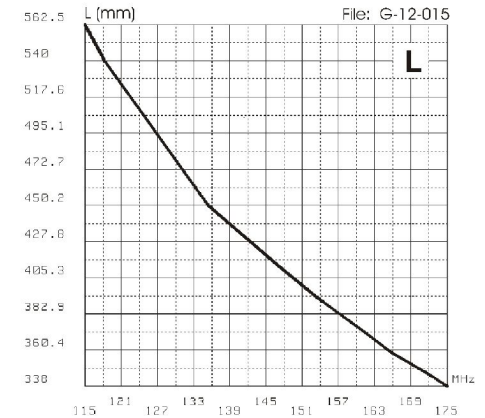
TUNING INSTRUCTIONS



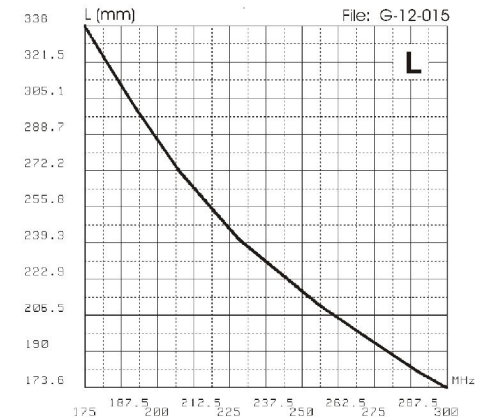
TYPICAL TUNING DIAGRAM vs FREQUENCY



TYPICAL TUNING DIAGRAM vs FREQUENCY



TYPICAL TUNING DIAGRAM vs FREQUENCY



NOTE:

- Use the curves just as a guide. For fine-tuning please use an SWR-Meter.